



Improving your PERFORMANCE

## 323S/D e 323S/4D Pompe ad elevate prestazioni a velocità variabile con controllo manuale

### Caratteristiche

- Pompa controllata da microprocessore ad elevate prestazioni
- Up to 2000 ml/min from three-roller 323S/D
- Up to 1600 ml/min from four-roller, lower pulsation 323S/4D
- Precision digital speed control 1rpm steps from 3 to 400rpm, 133:1 control ratio
- High visibility digital display and keypad lock
- Compact design, chemical resistant case, contemporary styling
- Zero maintenance, quiet brushless DC motor
- Rapid and simple tube loading flip-top pumphead
- Snap fit extension pumpheads up to 6 channels of flow
- MemoDose facility for accurate single shot dosing
- Auto-restart for mains failure recovery and timer control
- Alternative pumpheads

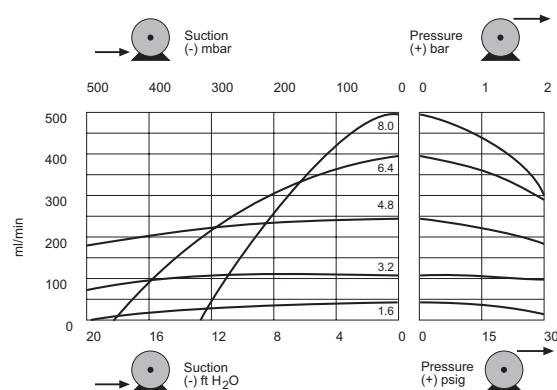


- 314DW four roller pumphead for lower pulsation, 1.6mm wall thickness tube
- 313DW2 three roller pumphead, 2.4mm wall tube for higher suction and delivery pressure
- 314DW2 four roller pumphead, 2.4mm wall tube for higher suction and delivery pressure
- 313X three roller and 314X four roller extension pumpheads for 1.6mm wall tube

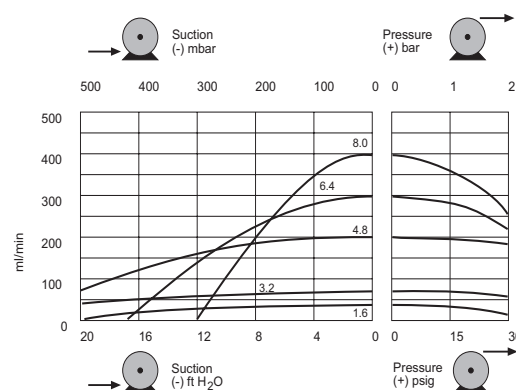


### Portate (ml/min)

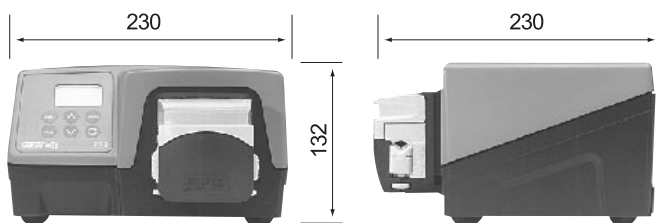
	Diametro tubo e portate (ml/min)							
	Velocità rpm	0.5mm	0.8mm	1.6mm	3.2mm	4.8mm	6.4mm	8.0mm
Testa 323S/D (3 rulli)	3.0 - 400	0.09-12	0.21-28	0.81-110	3.0-400	6.6-880	11-1400	15-2000
Testa 323S/4D (4 rulli)	3.0 - 400	0.09-12	0.18-24	0.75-100	2.6-340	5.7-760	9.0-1200	12-1600



Testa 313 (3 rulli) a 100rpm



Testa 314 (4 rulli) a 100rpm



## 323S/D e 323S/4D Pompe ad elevate prestazioni a velocità variabile con controllo manuale

Codici		
323S/D 3-400rpm	drive, bayonet mounting plate + 3 roller pumphead for 1.6mm wall tube	030.3134.4D0*
323S 3-400rpm	drive only	036.3134.000*
313DW	3 roller pumphead for 1.6mm wall tube	033.3451.000
313X	3 roller extension pumphead for 1.6mm wall tube (maximum five)	033.3431.000
313DW2	3 roller pumphead for 2.4mm wall tube (maximum one)	033.3551.000
314DW	4 roller pumphead for 1.6mm wall tube	033.4451.000
314X	4 roller extension pumphead for 1.6mm wall tube (maximum five)	033.4431.000
314DW2	4 roller pumphead for 2.4mm wall tube (maximum one)	033.4551.000

\*Sostituire l'ultimo 0 con **A**, **E** o **U** per rete elettrica **americana**, **europea** o **britannica**

If required for use with STA-PURE and Chem-Sure tubing, please contact Watson-Marlow Bredel technical support for drive and pumphead selection.

Dimensioni				
Diam. (mm)	Bioprene	Marprene	Perossido Silicone	PVC
0.5 / 1.6	903.0005.016	902.0005.016	913.A005.016	
0.8 / 1.6	903.0008.016	902.0008.016	913.A008.016	
1.6 / 1.6	903.0016.016	902.0016.016	913.A016.016	950.0016.016
3.2 / 1.6	903.0032.016	902.0032.016	913.A032.016	950.0032.016
4.8 / 1.6	903.0048.016	902.0048.016	913.A048.016	950.0048.016
6.4 / 1.6	903.0064.016	902.0064.016	913.A064.016	950.0064.016
8.0 / 1.6	903.0080.016	902.0080.016	913.A080.016	950.0080.016
1.6 / 2.4	903.0016.024	902.0016.024	913.A016.024	
3.2 / 2.4	903.0032.024	902.0032.024	913.A032.024	
4.8 / 2.4	903.0048.024	902.0048.024	913.A048.024	
6.4 / 2.4	903.0064.024	902.0064.024	913.A064.024	
Diam. (mm)	Neoprene	STA-PURE®	Chem-Sure®	Fluorel®
0.8 / 1.6	920.0008.016			970.0008.016
1.6 / 1.6	920.0016.016	960.0016.016	965.0016.016	970.0016.016
3.2 / 1.6	920.0032.016	960.0032.016	965.0032.016	970.0032.016
4.8 / 1.6	920.0048.016	960.0048.016	965.0048.016	970.0048.016
6.4 / 1.6	920.0064.016	960.0064.016	965.0064.016	970.0064.016
8.0 / 1.6	920.0080.016	960.0080.016	965.0080.016	970.0080.016
1.6 / 2.4		960.0016.024	965.0016.024	
3.2 / 2.4		960.0032.024	965.0032.024	
4.8 / 2.4		960.0048.024	965.0048.024	
6.4 / 2.4		960.0064.024	965.0064.024	

® Fluorel è un marchio registrato da Dyneon LLC, 3M Hoechst Enterprise

® STA-PURE e Chem-Sure è una marchio registrato da W.L Gore & Associates Inc.  
Please state the product code when ordering pumps and tubing.

## Specifiche

<b>Peso</b>	4.7kg
<b>Temperatura lavoro</b>	4°C to 40°C
<b>Massima rumorosità</b>	<70dB a 1m
<b>Rapporto</b>	133:1
<b>Standards</b>	CE, IEC335-1, EN60529 (IP31)
<b>Alimentazione</b>	1ph, 100-120V, 220-240V 50/60Hz, 100VA

## Testa

<b>Drive</b>	
<b>Drive base</b>	Powder coated aluminium casting
<b>Drive top</b>	Self-coloured ABS plastic
<b>Pumphead</b>	
<b>Body rear</b>	Glass filled polypropylene
<b>Body front, body front extension</b>	IXEF
<b>Mounting plate, track and lever</b>	IXEF
<b>Rotor, tube clamp</b>	Glass filled Nylon
<b>Mounting plate locking tab</b>	Glass filled Nylon
<b>Rollers</b>	MoS2 filled Nylon 6 (Nylatron)
<b>Spindles</b>	Electroless nickel plated, hardened steel
<b>Fixings</b>	Stainless steel
<b>Bearings</b>	Carbon steel - main shaft Sintered bronze - rollers



Watson-Marlow-Bredel Pumps  
Falmouth  
Cornwall  
England  
TR11 4RU

Tel: +44 (0) 1326 370370

Fax: +44 (0) 1326 376009

www.watson-marlow.com

Email support4gb@watson-marlow.co.uk