

# SPX25 DuCoNite®



## FEATURES

- ✓ Can run dry indefinitely without damage (no product in line)
- ✓ Highly suitable for handling abrasive, shear sensitive, viscous, high density products and corrosive liquids
- ✓ Smooth liquid passage without valves, dead corners or glands
- ✓ 100% positive flow (no slip)
- ✓ Accurate (+/- 1%) dosing (metering) capabilities
- ✓ Product pumped does not contact mechanical parts or seals
- ✓ Only wearing part is the hose
- ✓ Easy maintenance low cost, short downtime. Replacement of hose without dismantling pump
- ✓ Heavy duty bearings, greased for life
- ✓ Easily and completely cleanable
- ✓ Reversible rotation
- ✓ Suitable for high viscosities and densities
- ✓ No metal to metal contact
- ✓ 100% positive flow (no slip)
- ✓ Low noise level
- ✓ Safe use for explosive environments
- ✓ Designed to pump liquids containing particles (abrasion is no restriction)
- ✓ Permanent lubrication and cooling of pump element with specially compounded food grade lubricant
- ✓ Self priming to 95% vacuum (5 kPa.a)
- ✓ Two year comprehensive warranty
- ✓ Patented direct coupled design with rotor supporting integrated into the pump head and unique buffer zone to provide protective barrier between pump head and drive arrangement
- ✓ Ultra compact footprint with flanged helical gearing; no coupling or drive alignment required

## SPX Hose Pumps

Improve your process performance

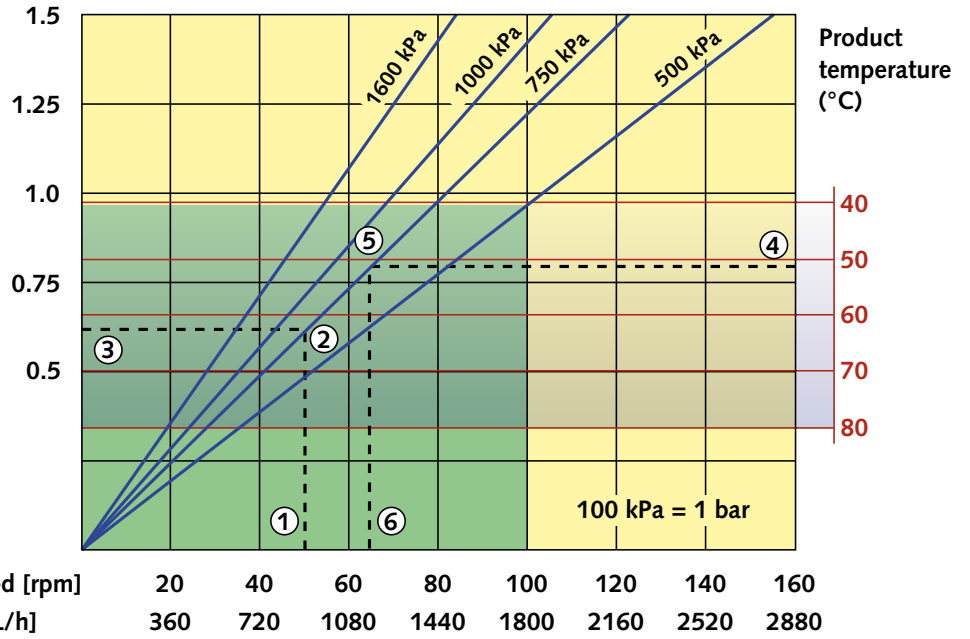


The perfect pump for the perfect application

**SPX25 DuCoNite**

- Maximum flow: **2,740 L/h**
- Capacity: **0.300 L/rev**
- Maximum discharge pressure: **1,600 kPa [16 bar]**
- Inner diameter pump element: **∅ 25 mm**
- Lubricant required: **2 litres**
- Minimum starting torque: **115 Nm**

**Required motor power [kW]**



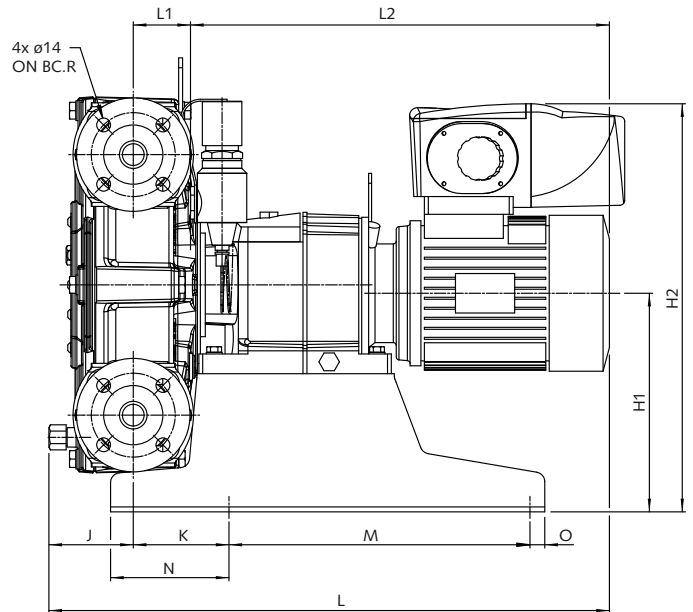
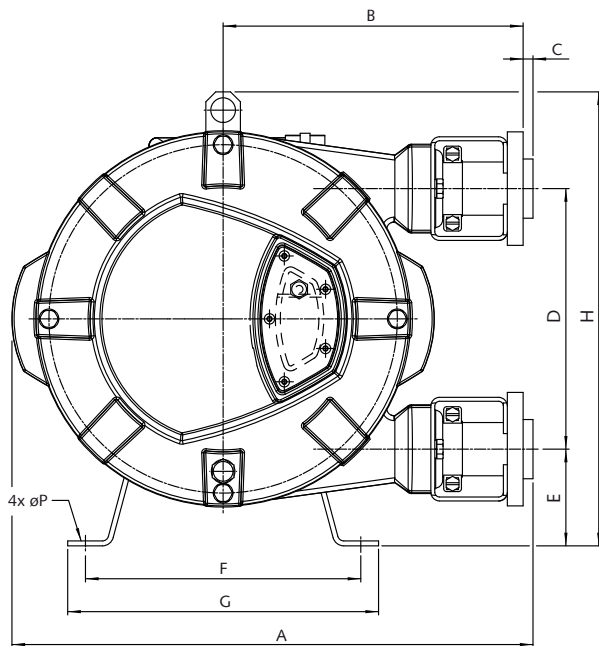
■ Continuous Duty 
 ■ Intermittent Duty 
 Maximum 2 hours operation followed by minimum 1 hour stop

**HOW TO USE THE CURVES**

1. Flow required indicates pump speed
2. Calculated discharge pressure
3. Net motor power required
4. Product temperature
5. Calculated discharge pressure
6. Maximum recommended pump speed

**Note:** The area of continuous operation diminishes with increased product temperatures.

For product temperatures > 40 °C, the area of continuous operation reduces to the corresponding red temperature line.



Type	A	B	C	D	E	F	G	H	H1	H2 max	J	K	L max	L1	L2 max	M	N	O	P	Q	R
SPX25 DuCoNite®	528	304	2.5	264	98	279	315	460	222	424	66	97	592	58	468	305	120	15	∅12	∅14	85

All dimensions in [mm]

## TECHNICAL SPECIFICATIONS

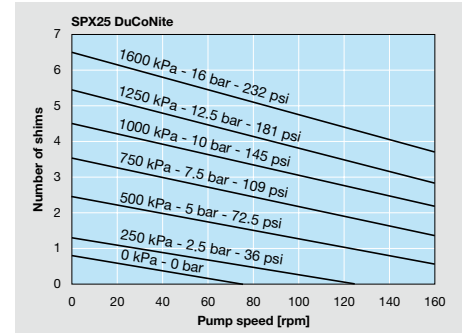
Supply:	230/400 V 3 phases - 50 Hz
Operating Speeds:	
Minimum starting torque:	115 Nm
Product Temperature Range*:	-10 °C up to 80 °C
Ambient Temperature Range**:	-20 °C up to 45 °C
Hose Lubricant Required:	2 litres
Flow Range:	up to 2,740 L/hr
Discharge Pressure:	up to 1,600 kPa [16 bar]
Suction Pressure:	9.5 metres lift to 5 kPa [0,05 bar.a]
Available Hose Materials:	NR, NBR, EPDM, CSM (Hypalon®)
Available flanges:	DIN AISI 316, ANSI AISI 316
Available inserts:	PP, AISI 316, PVC, PVDF
Optional High Level Hose Leak Sensor:	NO or NC: 1A max, 250V max, 50 VA max

## MATERIALS OF CONSTRUCTION

Pumphousing:	Cast-iron
Rotor:	Cast-iron
Pressing shoes:	Epoxy
Cover:	Cast-iron
Brackets:	AISI 316
Support Frame:	AISI 316
Mounting material:	AISI 316
Hose Clamps:	AISI 316
Shaft:	Alloy Steel
Seals:	VITON and EPDM
Pumphead Weight:	39 kg

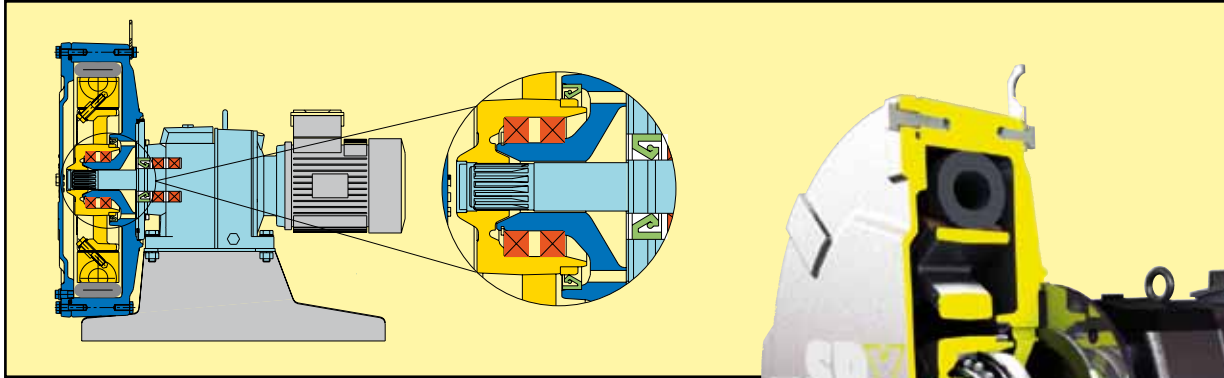
\* Please consult your Bredel representative for lower or higher temperature operation.

\*\* Allowable ambient temperature is based on pump capabilities and may be further limited by gearbox ambient capabilities.



## SHIMS SPECIFICATIONS.

When the temperatures are above 60 °C always use one shim less than indicated in the diagrams. Always round up the number of shims.



**WATSON  
MARLOW**  
Bredel

[www.bredel.com](http://www.bredel.com)

Sluisstraat 7 - P.O. Box 47 - NL-7490 AA Delden - The Netherlands

Tel.: +31 74 3770000 - Fax: +31 74 3761175 - Email: [hosepumps@wmpg.com](mailto:hosepumps@wmpg.com)

*Watson-Marlow... Innovation in Full Flow*

The information contained in this document is believed to be correct at the time of publication, but Watson-Marlow Bredel accepts no liability for any error it contains, and reserves the right to alter specifications without prior notice. All mentioned values in this document are values under controlled circumstances at our test bed. Actual flow rates achieved may vary because of changes in temperature, viscosity, inlet and discharge pressures and/or system configuration. SPX, **DuCoNite**, Bioprene® and Bredel are registered trademarks.



NEN-EN-ISO  
9001:2000